



Welltech Instrument Company Limited



CO2 PURIFIER-

REMOVE OFFICE CO2


Web : www.co2-purifier.com

E-mail: welltechltd@gmail.com Tel: 852-23491224



Indoor Air Quality Standard

The World Health Organization (WHO) has published the guideline for IAQ in office and public area. Many countries are going to concern the IAQ in office and going to set the standard for its own surrounding. CO₂ is one of the requirements in the IAQ.



400-800 ppm

800-1200 ppm

1200 ppm or above

Parameter	Unit	8 Hours Average		Standards
		Excellent Class	Good Class	
Room Temperature	°C	20 to <25.5	< 25.5	20 to <25.5
Relative Humidity	%	40% to <70%	< 70%	40% to <70%
Air Movement	m/s	< 0.2	< 0.3	< 0.2
Carbon Dioxide (CO ₂)	ppmv	< 800	< 1,000	< 800ppm
Carbon Monoxide (CO)	µg/m ³	< 2,000	< 10,000	< 1.75 ppm
Respirable Suspended Particulate (PM _{2.5})	µg/m ³	< 25	< 35	< 25µg/m ³
Formaldehyde (HCHO)	µg/m ³	< 30	< 100	< 0.024ppm
Total Volatile Organic Compounds (TVOC)	µg/m ³	< 200	< 600	< 0.087ppm

Direct CO2 absorption

No need to supply fresh air from outside for the system.

New IAQ standard for office and public area required CO2 level < 1000ppm as a standard of good quality environment. Normally, the building is using central conditioning air to flush the room air to reduce the CO2 level, but it can only keep the CO2 around at 2000ppm. By using our CO2 purifiers, it can absorb the CO2 and keep the office CO2 <1000ppm.

Custom design to fit office space environment.



Welltech Instrument Company Limited



E-mail welltechltd@gmail.com



Tel 852-23491224



Address Suite 2611, Office Tower Langham Place, 8 Argyle Street, Mongkok, Hong Kong



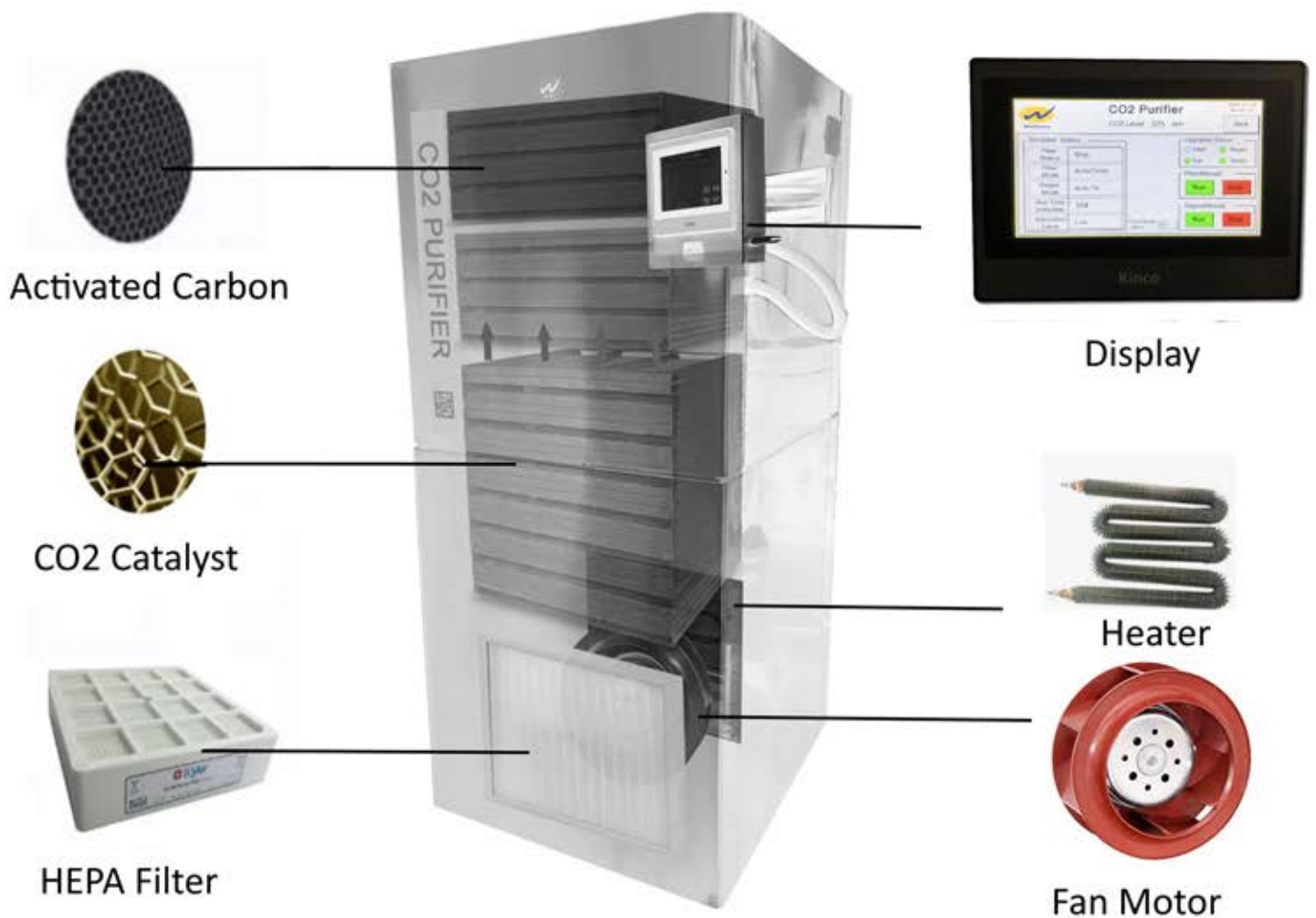
Structure

Filters

- ▶ CO2 catalyst rack
- ▶ Activated carbon rack
- ▶ HEPA filter

Main components

- ▶ LCD touch screen display
- ▶ PLC
- ▶ Regen heater
- ▶ Fan motor



Welltech Instrument Company Limited

 E-mail: welltechltd@gmail.com

 Tel 852-23491224

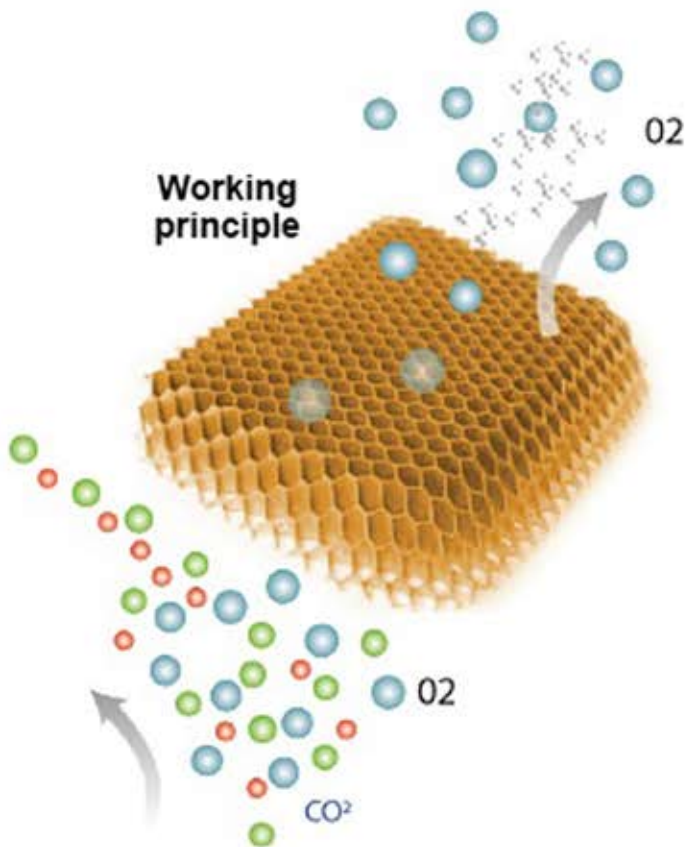
 Web: www.co2-purifier.com



Filtering Ability

Air Inlet (CO2 level)	Air Outlet (CO2 level)
500ppm	30ppm
1000ppm	300ppm
1500ppm	500ppm
1800ppm	700ppm
20000ppm	1500ppm

- ▶ Noted: During filtering, the air outlet ppm depends on the air inlet ppm concentration



Welltech Instrument Company Limited

 E-mail: welltechltd@gmail.com

 Tel 852-23491224

 Web: www.co2-purifier.com



Features

	Basic	Standard	Premier
Appendix	-B	-NIL	-P
Material	304 Stainless steel g. steel with color coating wooden casing		
Type	Standalone Wall mount Ceiling mount		
Air flow rate	50 to 200 m3/h		
Control	Manual on/off	LCD touch screen with digital display Siemen SR30 PLC	
Remote monitoring by mobile	Nil	Nil	Included
CO2 sensor	Nil	Included Range: 0-20000ppm +/-10ppm	

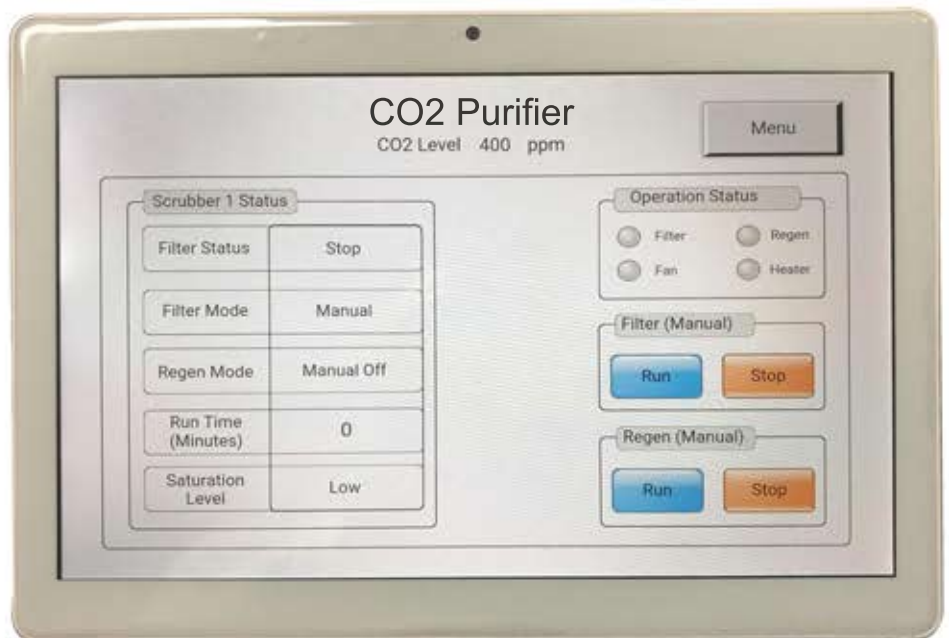


CO2 Purifier

- ▶ Controller Siemen PLC with LCD display
- ▶ Filtering Manual mode
 Time mode
 CO2 mode
- ▶ Regeneration Manual mode
 Time mode



User friendly operation
With datalog function




Remote monitoring
by tablet or mobile

Operation




Filtering



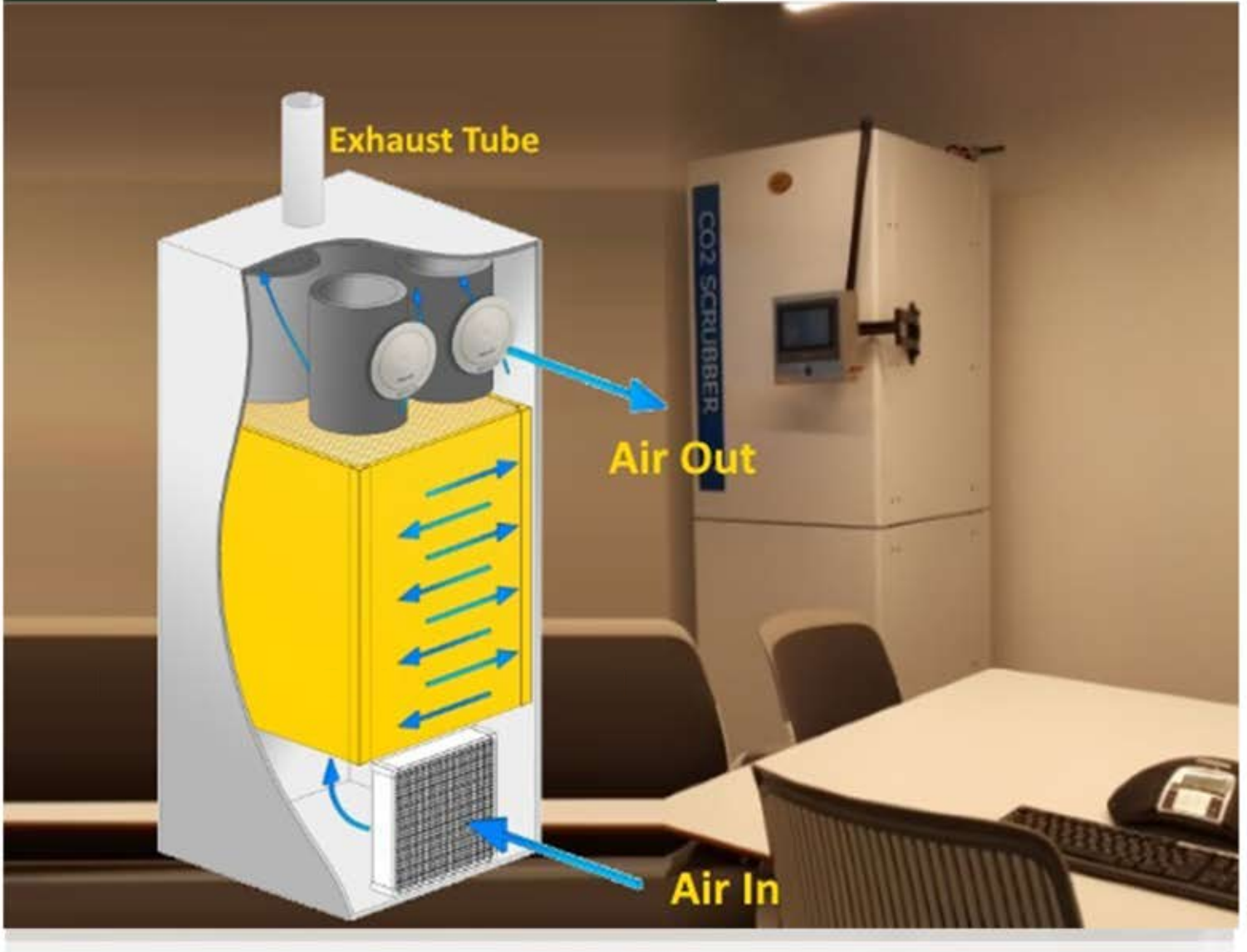
- ▶ During filtering, it directly absorbs the CO₂

Regeneration



- ▶ Once saturated, it will start regen
- ▶ During regeneration, CO₂ will be exhausted out

Installation - Locate indoor



◀ Connection

Direct filtering

◀ Exhaust tube

75mm

Welltech Instrument Company Limited

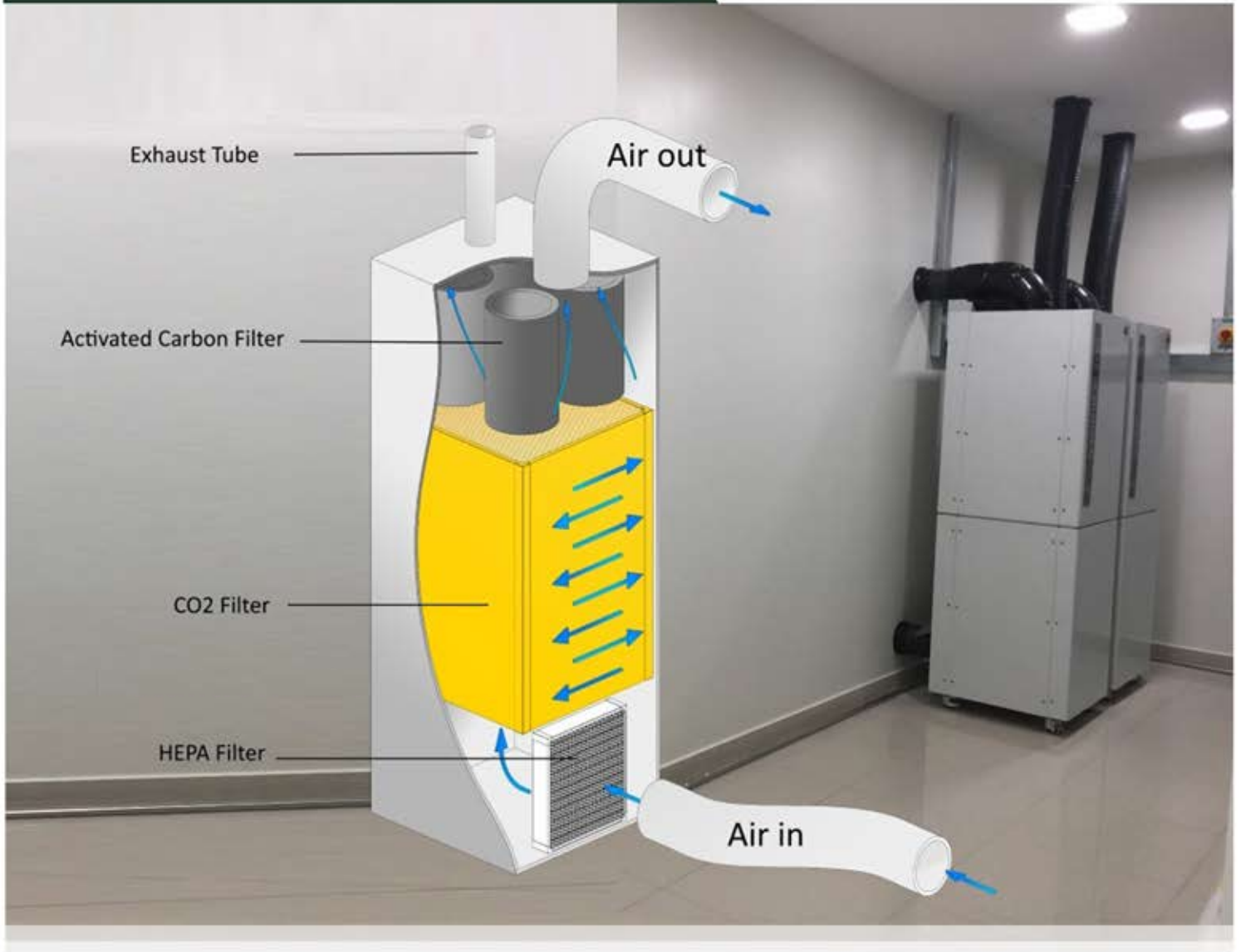
✉ E-mail: welltechltd@gmail.com

☎ Tel 852-23491224

🏠 Web: www.co2-purifier.com



Installation - Locate outdoor



◀ Connection

Passing tubing into the room

◀ Exhaust tube

75 or 150mm

Welltech Instrument Company Limited

✉ E-mail: welltechltd@gmail.com

☎ Tel 852-23491224

🏠 Web: www.co2-purifier.com



SPECIFICATION

Standalone Series

Model	Catalyst Capacity	External Dimension (W×D×H)	Air Flow
CP-D170	50L	50×40×60cm / 50×50×60cm	50m ³ /h
CP-D200	100L	50×40×100cm / 50×50×100cm	50m ³ /h
CP-D250	150L	50×40×120cm / 50×50×120cm	150m ³ /h
CP-D350	350L	50×40×150cm / 50×50×150cm	150m ³ /h
CP-D400	400L	50×40×1850cm	150m ³ /h
CP-D1000	1000L	75×75×1850cm	150m ³ /h
CP-D1500	1200L	100×75×1850cm	200m ³ /h
CP-D2000	2000L	140×75×1850cm	300m ³ /h
CP-D5000	5000L	custom	600m ³ /h

Noted:custom size is also available

Ceiling Mount Series

Model	Catalyst Capacity	External Dimension (W×D×H)	Air Flow
CP-C144	60L	30×60×60cm	50m ³ /h
CP-C288	180L	30×120×60cm	50m ³ /h
CP-C432	300L	30×180×60cm	150m ³ /h

Noted:custom size is also available